



Quick Reference Guide v1.5

This Quick Reference Guide has been created by Joomla specialist db8. This company:

- supports companies and organizations with Joomla implementations;
- provides professional support;
- offers custom programming solutions (Components, Modules, Plugins and Templates) which are consistent with existing business processes.

For more information, visit the website www.db8.nl

Joomla! open source CMS

Joomla!

Phonetic spelling of the Swahili word Jumla (= "all together" or "as a whole").

Open source software


Free access to the source code which makes adjustments possible; independence from the supplier and manufacturer.

Content Management System (CMS)

A website management system that can easily be used without much technical knowledge. A CMS provides opportunities for interactivity, e.g. users can provide information that can be used on the website.

Presentation and management of the site

Front-end



- "Front" of website
- Displays website to visitors
- Easy management of content after login

<http://www.domain.com/>

Back-end



- "Back-end" of website
- Management of website

<http://www.domain.com/administrator/>

Parts of Joomla

Component

control
com_content
max 1 simultaneously

com_content
shows articles on website

Module

info display
mod_module
multiple simultaneously "clone"

mod_latestnews
shows the last x items

Plugin

support
in background
(formerly "Mambot")

TinyMCE
WYSIWYG editor
(creating text like MS Word)

Template

View layout
/templates/
module positions:
?tp=1

rhuk_milkyway



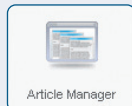
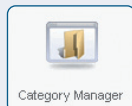
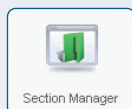
Language

system language
/language/

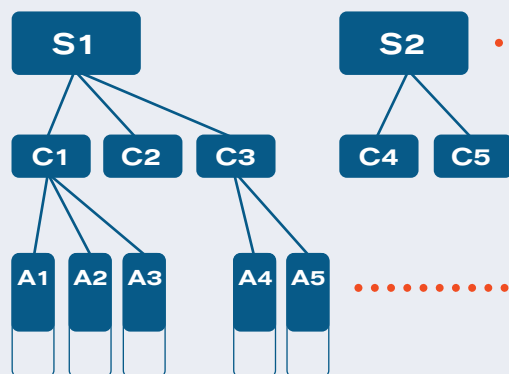
nl-NL
"Lees meer..."
instead of
"Read more..."

Organizing and presenting information in Joomla

Organization



S = Section
C = Category
A = Article



[back-end]

Presentation

Section >
Section Blog Layout
Section Layout

Blog Layout
Leading
Col1 Col2
Links

Category >
Category Blog Layout
Category List Layout

List Layout
title author hits
1. xxxx xxx x
2. xxxx xxx x
3. xxxx xxx x

Article >
Article Layout

Article Title
Introduction
Read more...
Rest of Article

[back-end]

[front-end]

Working with Itemid (menu IDs)

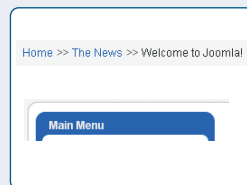
&Itemid=x in Joomla's URLs (not visible with SEO / SEF!) refers to a menu ID. It determines menu highlighting & breadcrumbs, and allocates Modules & Templates.

Determination

Active Menu highlighting

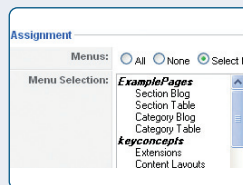


Breadcrumbs
("Pathway" / "crumblepath")

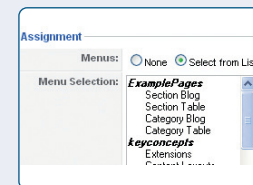


Allocation

Modules



Templates
(different from default template)



Hyperlinks

Default

http://www.db8.nl/index.php?option=com_content&view=category&layout=blog&id=1&Itemid=3
Joomla gives control to the com_content component.
It then executes the task 'view', and shows articles of category "1"
as a blog, while menu ID 3 is activated.

SEO/SEF

<http://www.db8.nl/index.php/services/websites.html>
Joomla + default Search Engine Optimization (SEO) switched on.

+ .htaccess <http://www.db8.nl/services/websites.html>



Hengstdalseweg 293
6523 EJ Nijmegen
The Netherlands
t +31-24-360 20 18
m +31-6-44 214 500
w www.db8.nl
e info@db8.nl